

30th November, 2024

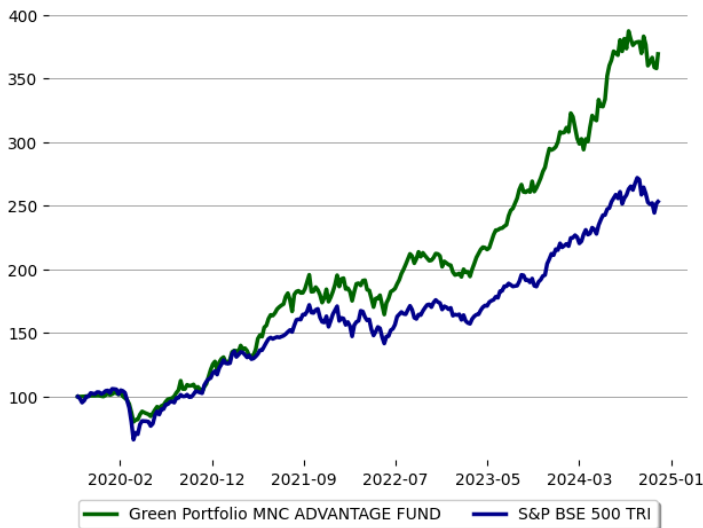
## Fund Objective

The objective of the fund is to deliver consistent capital appreciation by investing in multi-national corporations that have a strong parentage, internationally appreciated brands and a good corporate governance structure.

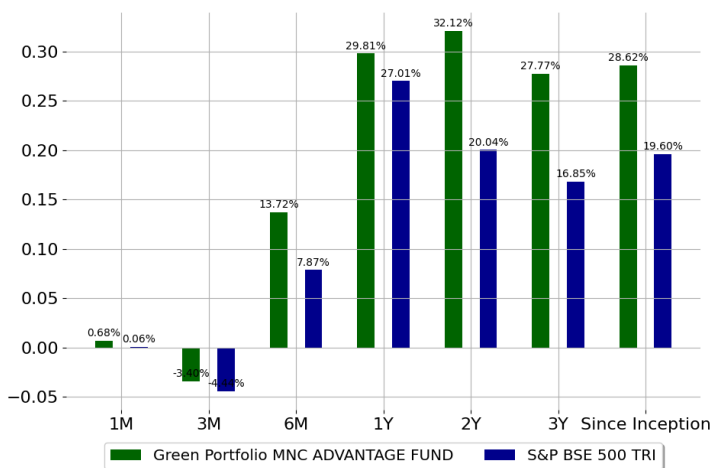
The corporations included in the fund will have successful international operations, ongoing R&D and CAPEX programs, access to global research, along with a strong market share in its industry. The deployment of funds is conducted in a staggered manner, equipping us to outperform the Index and deliver outstanding returns.

## PERFORMANCE

### CUMULATIVE PERFORMANCE



### PAST PERFORMANCE



Figures for 1Y and beyond are annualized (CAGR)

## Fund Information

**Launch Date**  
23rd September 2019

**Benchmark**  
S&P BSE 500 TRI

**Fund Size**  
INR 17.18 Crores

**Overall AUM**  
INR 673.70 Crores

**Clients**  
15

**Minimum Investment**  
INR 50,00,000

**SEBI Code**  
INP000006022



**CA Divam Sharma**  
CEO Co-Founder

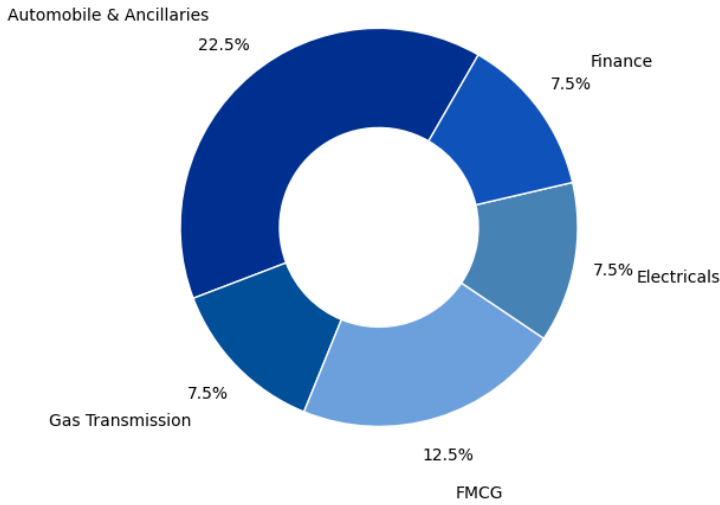
With over 15 years of experience in managing investments in the stock market, and being an MBA from the Indian School of Business Hyderabad, Divam is a member of The Institute of Chartered Accountants of India. Divam has been the driving force of the company since its inception. He is responsible for customer management, business development and research, and has played a pivotal role.



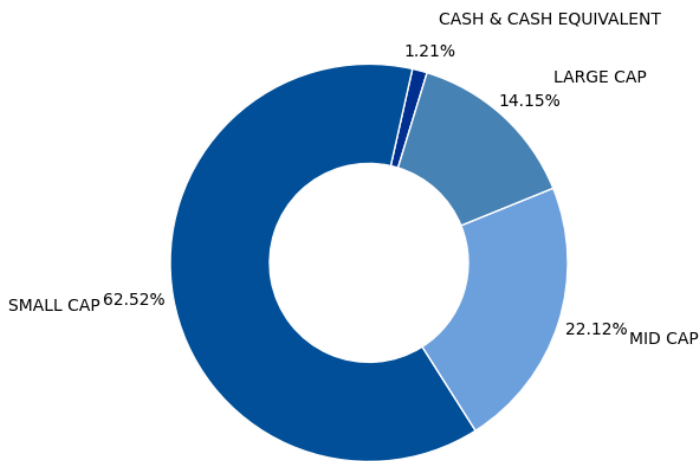
**CA Anuj Jain**  
CIO Co-Founder

Anuj heads the research team that has been consistently outperforming the Sensex. With over 5 years in Financial Consultancy and 15 years of investing in the stock market, along with being a Member of The Institute of Chartered Accountants of India, He plays a crucial role in the investments that Green Portfolio allocates to special stocks.

## Top 5 SECTORS



## MARKET CAP ALLOCATION



## ACTION STOCKS

Company Name	Weightage
Adani Wilmar Ltd	7.50%
Grindwell Norton Ltd	7.50%
Adani Total Gas Ltd.	7.50%
Voith Paper Fabrics India Ltd.	7.50%
Automotive Axles Ltd.	7.50%

\*Above data is made on model portfolio

## TESTIMONIALS

'I have been with Green Portfolio now for two years. The service he and his small team provide has been very personal. The reassurance in words and lucrative returns, especially during these crazy times has strengthened my trust in them. The peace of mind, knowing that my money is well managed is priceless. Thank you, Anuj!'

**-Dr Deepankar Sharma, USA**

## INVESTMENT DRIVERS

Aatmanirbhar Bharat

Performance Linked Incentive Scheme

Make in India

Key Metrics	MNC Advantage	Benchmark Index
PE	25.74	25.82
PB	7.73	4.1
DY	3.29%	1.05%
Sharpe Ratio	4.11	2.33
Sortino	6.63	2.73
Standard Deviation	5.26	5.4

## CONTACT US

To find out more please contact us and we'll provide you with more information. Please visit us on <http://greenportfolio.co/>

+91 95600 60385

info@greenportfolio.co

3rd Floor, 10, Poorvi Marg, DLF Phase 2, Sector 25, Gurgaon- 122008, Haryana, India



'Really satisfied with the performance. Moreover, the research reports from your team have really enabled me to make informed investment decisions'

**-SN Agarwal, India**

## DISCLAIMER

The data contained in the factsheet is based on the information until the 30th November, 2024 . We are not responsible for any transactions nor investments conducted privately by the recipient, based on the above data. All investment decisions must be conducted with due diligence and after seeking advice. The performance reported above is not verified by SEBI. Investors can directly invest by contacting us through the above-mentioned platforms. This document is produced using the Green Portfolio MNC ADVANTAGE FUND. This factsheet does not constitute personal advice. Anyone considering using the service should seek financial advice

## SEBI REGULATION COMPLIANT GUIDELINES

We support direct onboarding and we work with distributors. The recipient of this marketing material may reach us for more information.

As per SEBI Master Circular dated March 20, 2023 on Portfolio Managers, clients have an option to be on-boarded directly by the Portfolio Manager without intermediation of distributors / advisors. For more details about the Portfolio Manager and direct onboarding option you may refer to the Disclosure Document available on the website of the Company or feel free to please get in touch with us.

The Green Portfolio MNC ADVANTAGE FUND invests in listed equities and will have a minor allocation towards cash or liquid debt funds at any point in time - 100% allocation is given to listed equity securities and cash/cash equivalents. Securities in the portfolio is selected basis our investment philosophy. The selection parameters are purely fundamental.

Benchmark: Since the portfolio holdings are mainly small/mid cap listed entities, we have selected S&P BSE 500 TRI as the ideal benchmark.

Risk Factors: Securities investments are subject to market and other risks and the Portfolio Manager provides no guarantee or assurance that the objectives set out in the Disclosure Document and/or the PMS Agreement shall be accomplished.

Past performances of the Portfolio Manager do not guarantee its future performance.

The value of the Portfolio may increase or decrease depending upon various market forces and factors affecting the capital markets such as de-listing of Securities, market closure, relatively small number of scrips accounting for large proportion of trading volume.

The Portfolio Manager has reasonable experience or track record. However, Investment decisions made by the Portfolio Manager may not always be profitable. While the Portfolio Manager shall take all reasonable steps to invest the Funds in a prudent manner, such decisions may not always prove to be profitable or correct. Consequently, the Client shall assume any loss arising from such decisions made by the Portfolio Manager.

Overall economic slowdown, unanticipated corporate performance, environmental or political problems, changes to monetary or fiscal policies, changes in government policies and regulations with regard to industry and exports may have direct or indirect impact on the investments, and consequently the growth of the Portfolio.