

31st May, 2025

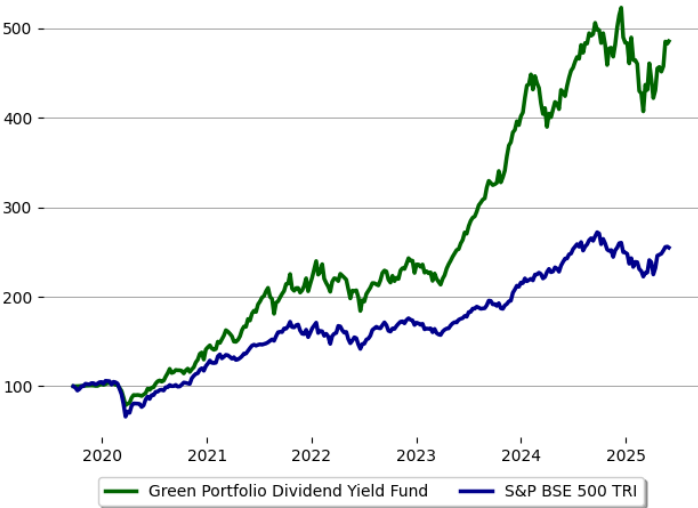
Fund Objective

The objective of the fund is to generate dividends along with capital appreciation for investors, through a diversified set of equities from various sectors. It is essential for the companies to exhibit a high degree of corporate governance, consistent growth patterns, and future growth prospects and have a high dividend yield. Since these stocks have a proven track record of financial excellence and distribute a commendable portion of their earning, they almost always assure a lucrative return to the investor.

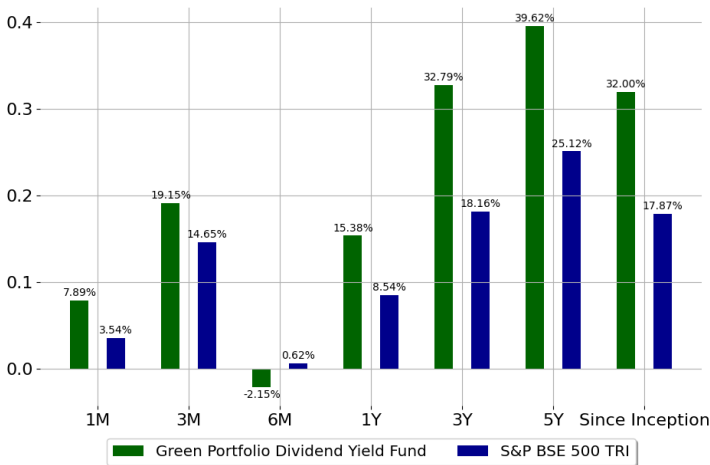
We aim to provide substantial gains in the medium to long term, with a minimum time horizon of three years. And throughout this investment period, we provide comprehensive research reports on a quarterly basis.

PERFORMANCE

CUMULATIVE PERFORMANCE



PAST PERFORMANCE



Figures for 1Y and beyond are annualized (CAGR)

Fund Information

Launch Date

23rd September 2019

Benchmark

S&P BSE 500 TRI

Fund Size

INR 20.91 Crores

Overall AUM

INR 684.64 Crores

Clients

31

Minimum Investment

INR 50,00,000

SEBI Code

INP000006022



CA Divam Sharma

CEO Co-Founder

With over 15 years of experience in managing investments in the stock market, and being an MBA from the Indian School of Business Hyderabad, Divam is a member of The Institute of Chartered Accountants of India. Divam has been the driving force of the company since its inception. He is responsible for customer management, business development and research, and has played a pivotal role.



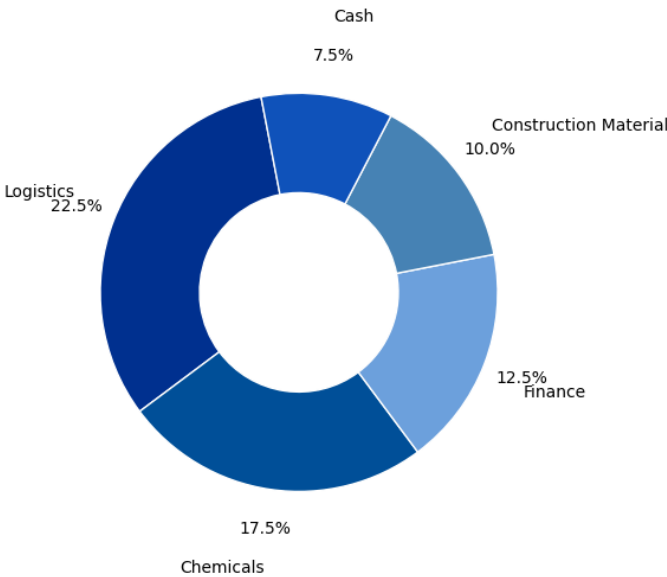
CA Anuj Jain

CIO Co-Founder

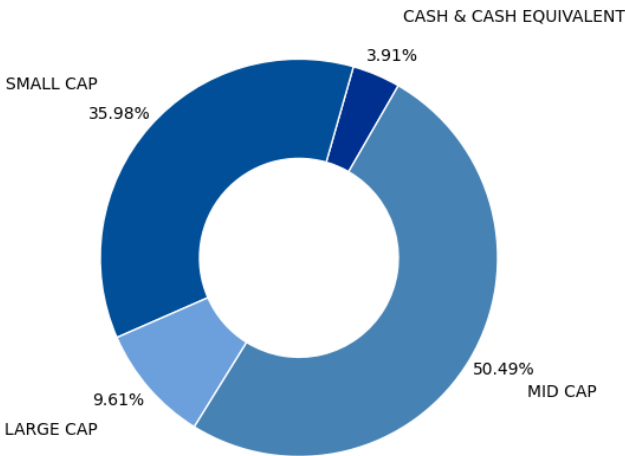
Anuj heads the research team that has been consistently outperforming the Sensex. With over 5 years in Financial Consultancy and 15 years of investing in the stock market, along with being a Member of The Institute of Chartered Accountants of India, He plays a crucial role in the investments that Green Portfolio allocates to special stocks.

Investment Approach	1 Month	3 Month	6 Month	1 Year	3Y (CAGR)	5Y (CAGR)	S.I (CAGR)
Green Portfolio Dividend Yield	7.89%	19.15%	-2.15%	15.38%	32.79%	39.62%	32.00%
S&P BSE 500 TRI	3.54%	14.65%	0.62%	8.54%	18.16%	25.12%	17.87%

Top 5 SECTORS



MARKET CAP ALLOCATION



ACTION STOCKS

	Weightage
Uniparts India Ltd.	7.50%
Shree Digvijay Cement Company Ltd.	10.00%
Bhansali Engineering Polymers Ltd.	10.00%
Manali Petrochemicals Ltd.	7.50%
Radiant Cash Management Services Ltd.	7.50%

*Above data is made on model portfolio

TESTIMONIALS

'I have been with Green Portfolio now for two years. The service he and his small team provide has been very personal. The reassurance in words and lucrative returns, especially during these crazy times has strengthened my trust in them. The peace of mind, knowing that my money is well managed is priceless. Thank you, Anuj!'

-Dr Deepankar Sharma, USA

INVESTMENT DRIVERS

Aatmanirbhar Bharat

Performance Linked Incentive Scheme

Make in India

Key Metrics	Dividend Yield	Benchmark Index
PE	17.25	25.07
PB	1.74	4.14
DY	1.97%	1.05%
Sharpe Ratio	3.79	2.02
Sortino	5.59	2.4
Standard Deviation	6.6	5.38

CONTACT US

To find out more please contact us and we'll provide you with more information. Please visit us on <http://greenportfolio.co/>

+91 95600 60385

info@greenportfolio.co

3rd Floor, 10, Poorvi Marg, DLF Phase 2, Sector 25, Gurgaon- 122008, Haryana, India



'Really satisfied with the performance. Moreover, the research reports from your team have really enabled me to make informed investment decisions'

-SN Agarwal, India

DISCLAIMER

The data contained in the factsheet is based on the information until the 31st May, 2025 . We are not responsible for any transactions nor investments conducted privately by the recipient, based on the above data. All investment decisions must be conducted with due diligence and after seeking advice. The performance reported above is not verified by SEBI. Investors can directly invest by contacting us through the above-mentioned platforms. This document is produced using the Green Portfolio Dividend Yield Fund. This factsheet does not constitute personal advice. Anyone considering using the service should seek financial advice

SEBI REGULATION COMPLIANT GUIDELINES

We support direct onboarding and we work with distributors. The recipient of this marketing material may reach us for more information.

As per SEBI Master Circular dated March 20, 2023 on Portfolio Managers, clients have an option to be on-boarded directly by the Portfolio Manager without intermediation of distributors / advisors. For more details about the Portfolio Manager and direct onboarding option you may refer to the Disclosure Document available on the website of the Company or feel free to please get in touch with us.

The Green Portfolio Dividend Yield Fund invests in listed equities and will have a minor allocation towards cash or liquid debt funds at any point in time - 100% allocation is given to listed equity securities and cash/cash equivalents. Securities in the portfolio is selected basis our investment philosophy. The selection parameters are purely fundamental.

Benchmark: Since the portfolio holdings are mainly small/mid cap listed entities, we have selected S&P BSE 500 TRI as the ideal benchmark.

Risk Factors: Securities investments are subject to market and other risks and the Portfolio Manager provides no guarantee or assurance that the objectives set out in the Disclosure Document and/or the PMS Agreement shall be accomplished.

Past performances of the Portfolio Manager do not guarantee its future performance.

The value of the Portfolio may increase or decrease depending upon various market forces and factors affecting the capital markets such as de-listing of Securities, market closure, relatively small number of scrips accounting for large proportion of trading volume.

The Portfolio Manager has reasonable experience or track record. However, Investment decisions made by the Portfolio Manager may not always be profitable. While the Portfolio Manager shall take all reasonable steps to invest the Funds in a prudent manner, such decisions may not always prove to be profitable or correct. Consequently, the Client shall assume any loss arising from such decisions made by the Portfolio Manager.

Overall economic slowdown, unanticipated corporate performance, environmental or political problems, changes to monetary or fiscal policies, changes in government policies and regulations with regard to industry and exports may have direct or indirect impact on the investments, and consequently the growth of the Portfolio.